


WAFFLE® Heel Elevator *Custom* Quick Check

Indications for Use

Treatment: Heel and lower extremity protection of pressure ulcers thru Stage IV.

Prevention: Ideal prevention for pressure ulcers on the heel and lower extremity.



Patient Care

Daily hygiene consists of removing the product and washing, drying and inspecting the patient's foot and leg.

To achieve a complete continuum of care, the Heel Elevator should accompany the patients to and from hospitals, nursing homes and home care.

Product Care

The product can be wiped off and cleaned with soap/water or the germicidal used at your facility. Do not use cleaning solvents containing alcohol or petroleum distillates. Store in room temperature of 55 to 85 degrees.

WAFFLE Heel Elevator® *Custom* QUICK CHECK

Single Patient Use. LATEX Free



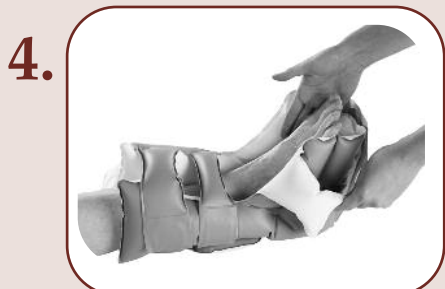
1. Set the heel of the foot in the product first, keeping the heel and foot perpendicular to the product.



2. After the leg is placed in the product, secure the Velcro® straps.




3. Check that the patient's heel is off of the bed. Add air to the heel flap, if necessary.



4. Insert hand along the side of the foot, down toward the malleolus. The fingers should slide into the opening without difficulty.



5. To accommodate multiple foot widths or clinical applications, adjust the air-filled pillow pad across the bottom of the product.



6. To protect patients who 'dig' their heels, release the heel cushion, bring the strap up to the end of the heel flap and reseal.

Note: Tubing from athrombic compression devices (sequential compression devices) should be brought through the boot in areas that will avoid pressure points on the leg and foot.



Foot WAFFLE® Custom

This product is also available in a version that is sized for small, medium and large patients.

Product Code	Calf Circumference
503FW <i>Custom</i> - Small	10" - 11.5"
504FW <i>Custom</i> - Medium	12" - 14"
505FW <i>Custom</i> - Large	14.5" - 18"
545CX Heel Elevator <i>Custom</i>	One size fits most

Caution:

- Designed for non-ambulatory use.
- Do not walk while in the product.
- Antithrombetics, dressings or cotton socks should not interfere with product effectiveness.



250 N. Belmont Avenue • Indianapolis, IN 46222 • www.ehob.com
 • corporate@ehob.com Ph. 800.899.5553 • Fx. 317.972.4601 •
 Patent pending. ISO 9001:2008 cē